

Ventura is a sleek, modern take on fine exterior furnishings. Fully customizable, this collection fits into any landscape adding strong visual appeal to your space. The Ventura collection is constructed of stainless steel with a solid powder coat finish. Insert panels can be a solid color, wood-look sublimation or with laser cutout pattern.



CHAIRS

- Ventura is a freestanding piece. Surface mount available upon request.
- Stainless Steel frame construction.
- Stainless Steel inset panels.
- Mildew resistant, open-cell foam cushions.
- Ganging kit available upon request.




FINISHES

- Frame: powder coated aluminum-standard RAL colors apply.
- Insert panels available in wood sublimation upgrade or laserjet cutout upgrade - standards apply.
- Available in Graded-in or C.O.M. Customer is responsible for the selection of an appropriate textile for the intended environment. Required yardage based on solid, 54" wide. Add 20% for a repeat pattern.
- Visit benchmarkcontractfurniture.com for color charts.

MAINTENANCE

- Metal surfaces can be cleaned as needed using a soft cloth with warm water and a mild detergent. Avoid abrasive cleaners.
- Please refer to textile manufacturer for guidelines on cleaning your selected textile.

NOMINAL DIMENSIONS


	STYLE	MODEL	DEPTH	WIDTH	HEIGHT	SEAT HEIGHT	YARDAGE
Armless Lounge Chair		19744-MF3	30.5"	30.5"	30.75"	18"	3.5
Corner Chair		19741-MF3	30.5"	30.5"	30.75"	18"	4
Lounge Chair		19740-MF3	30.5"	45"	30.75"	18"	6

STANDARD CUTOUT



SUBLIMATION OPTIONS


NATIONAL WALNUT



ASH



EUROPEAN CHERRY



MEDITERRANEAN CHERRY





Ventura is a sleek, modern take on fine exterior furnishings. Fully customizable, this collection fits into any landscape adding strong visual appeal to your space. The Ventura collection is constructed of stainless steel with a solid powder coat finish. Insert panels can be a solid color, wood-look sublimation or with laser cutout pattern.

SEATING

- Ventura is a freestanding piece. Surface mount available upon request.
- Stainless Steel frame construction.
- Stainless Steel inset panels.
- Mildew resistant, open-cell foam cushions.
- Ganging kit available upon request.






FINISHES

- Frame: powder coated aluminum-standard RAL colors apply.
- Insert panels available in wood sublimation upgrade or laserjet cutout upgrade - standards apply.
- Available in Graded-in or C.O.M. Customer is responsible for the selection of an appropriate textile for the intended environment. Required yardage based on solid, 54" wide. Add 20% for a repeat pattern.
- Visit benchmarkcontractfurniture.com for color charts.

MAINTENANCE

- Metal surfaces can be cleaned as needed using a soft cloth with warm water and a mild detergent. Avoid abrasive cleaners.
- Please refer to textile manufacturer for guidelines on cleaning your selected textile.

NOMINAL DIMENSIONS


	STYLE	MODEL	DEPTH	WIDTH	HEIGHT	SEAT HEIGHT	YARDAGE
Armless Loveseat		19745-MF3	30.5"	61"	30.75"	18"	6.75
		19746-MF3	30.5"	76"	30.75"	18"	8
Sofa		19742-MF3	30.5"	33.5"	30.75"	18"	12
Settee - Left Arm Facing		19747-MF3	30.5"	33.5"	30.75"	18"	7.5
		19748-MF3	30.5"	33.5"	30.75"	18"	7.5

STANDARD CUTOUT



SUBLIMATION OPTIONS


NATIONAL WALNUT



ASH



EUROPEAN CHERRY



MEDITERRANEAN CHERRY



VENTURA OTTOMAN



Ventura is a sleek, modern take on fine exterior furnishings. Fully customizable, this collection fits into any landscape adding strong visual appeal to your space. The Ventura collection is constructed of stainless steel with a solid powder coat finish. Insert panels can be a solid color, wood-look sublimation or with laser cutout pattern.

OTTOMAN

- Ventura is a freestanding piece. Surface mount available upon request.
- Stainless Steel frame construction.
- Stainless Steel inset panels.
- Mildew resistant, open-cell foam cushions.
- Ganging kit available upon request.



FINISHES

- Frame: powder coated aluminum-standard RAL colors apply.
- Insert panels available in wood sublimation upgrade or laserjet cutout upgrade - standards apply.
- Available in Graded-in or C.O.M. Customer is responsible for the selection of an appropriate textile for the intended environment. Required yardage based on solid, 54" wide. Add 20% for a repeat pattern.
- Visit benchmarkcontractfurniture.com for color charts.

MAINTENANCE

- Metal surfaces can be cleaned as needed using a soft cloth with warm water and a mild detergent. Avoid abrasive cleaners.
- Please refer to textile manufacturer for guidelines on cleaning your selected textile.

NOMINAL DIMENSIONS


	STYLE	MODEL	DEPTH	WIDTH	HEIGHT	YARDAGE
Ottoman		19750-MF3-3131	30.5"	30.5"	18"	1.25
Ottoman		19750-MF3-4531	30.5"	45"	18"	1.5

STANDARD CUTOUT



SUBLIMATION OPTIONS


NATIONAL WALNUT



ASH



EUROPEAN CHERRY



MEDITERRANEAN CHERRY



VENTURA TABLE



Ventura is a sleek, modern take on fine exterior furnishings. Fully customizable, this collection fits into any landscape adding strong visual appeal to your space. The Ventura collection is constructed of stainless steel with a solid powder coat finish. Insert panels can be a solid color, wood-look sublimation or with laser cutout pattern.

TABLE

- Ventura is a freestanding piece. Surface mount available upon request.
- Stainless Steel frame construction.
- Stainless Steel inset panels.
- Solid surface top.

FINISHES

- Frame: powder coated stainless steel - standard RAL colors apply.
- Top: 3/4" solid surface - standard colors apply.
- Visit benchmarkcontractfurniture.com for color charts.

MAINTENANCE


- Metal and solid surfaces can be cleaned as needed using a soft cloth with warm water and a mild detergent. Avoid abrasive cleaners.

NOMINAL DIMENSIONS

	STYLE	MODEL	DEPTH	WIDTH	HEIGHT
Occasional Table		19751-MF-2424	24"	24"	15.25"
Occasional Table		19751-MF-2431	24"	30.5"	15.25"
Occasional Table		19751-MF-3131	30.5"	30.5"	15.25"
Occasional Table		19751-MF-4531	30.5"	45"	15.25"

SUBLIMATION OPTIONS

NATIONAL WALNUT



ASH




EUROPEAN CHERRY



MEDITERRANEAN CHERRY



SOLID SURFACE OPTIONS



STANDARD CUTOUT

