



**Pricing is LIST. Contact your sales representative for discount.**


**BENCHMARK CONTRACT FURNITURE**

Style	Application	Size	LIST Price
<b>Monarch 2-Seat</b> 17216	<b>Cluster Frame - Straight</b> Two chair heads	Exterior Overall size: 60" x 30" x 35"H. 18"SH. 30" Table height.	
		Heavy duty welded tubular aluminum frame - standard RAL powder coat colors apply. Chair heads: Standard with Monarch Duo style. Upgrade to Monarch Reveal or Linear chair heads for \$163 LIST per chair. Tabletop included - select from solid surface, smooth aluminum, or aluminum with standard cutout options. Solid surface tops have 1" thick square eased edge - standard colors apply. Bolt down application. * Note: If table requires an umbrella hole it must be specified on order. * Note: Swivel seat option available - add \$130 LIST per seat.	
		<b>TOP SIZE</b>	<b>TOP STYLE</b>
		24" x 30"	Smooth Aluminum \$3,921
		24" x 30"	Standard cutouts \$4,250
		24" x 30"	Standard Solid Surface \$5,181


<b>Monarch 2-Seat</b> 17217	<b>Cluster Frame - Curved</b> Two chair heads	Exterior Overall size: 62" x 30" x 35"H. 18"SH. 30" Table height.	
		Heavy duty welded tubular aluminum frame - standard RAL powder coat colors apply. Chair heads: Standard with Monarch Duo style. Upgrade to Monarch Reveal or Linear chair heads for \$163 LIST per chair. Tabletop included - select from solid surface, smooth aluminum, or aluminum with standard cutout options. Solid surface tops have 1" thick square eased edge - standard colors apply. Bolt down application. * Note: If table requires an umbrella hole it must be specified on order. * Note: Swivel seat option available - add \$130 LIST per seat.	
		<b>TOP SIZE</b>	<b>TOP STYLE</b>
		30" Dia	Smooth Aluminum \$3,966
		30" Dia	Standard cutouts \$4,291
		30" Dia	Standard Solid Surface \$5,286

Pricing is LIST. Contact your sales representative for discount.

**BENCHMARK CONTRACT FURNITURE**

Style	Application	Size	LIST Price
<b>Monarch 3-Seat</b> 17218	<b>Cluster Frame ADA - Straight</b> Three chair heads One wheelchair access	Exterior Overall size: 72" x 48" x 35"H. 18"SH. 30" Table height.	
		Heavy duty welded tubular aluminum frame - standard RAL powder coat colors apply. Chair heads: Standard with Monarch Duo style. Upgrade to Monarch Reveal or Linear chair heads for \$163 LIST per chair. Tabletop included - select from solid surface, smooth aluminum, or aluminum with standard cutout options. Solid surface tops have 1" thick square eased edge - standard colors apply. Bolt down application. * Note: If table requires an umbrella hole it must be specified on order. * Note: Swivel seat option available - add \$130 LIST per seat.	

TOP SIZE	TOP STYLE	LIST Price
30" x 48"	Smooth Aluminum	\$4,856
30" x 48"	Standard cutouts	\$5,343
30" x 48"	Standard Solid Surface	\$6,660


<b>Monarch 3-Seat</b> 17219	<b>Cluster Frame ADA - Curved</b> Three chair heads One wheelchair access	Exterior Overall size: 75" x 62" x 35"H. 18"SH. 30" Table height.	
		Heavy duty welded tubular aluminum frame - standard RAL powder coat colors apply. Chair heads: Standard with Monarch Duo style. Upgrade to Monarch Reveal or Linear chair heads for \$163 LIST per chair. Tabletop included - select from solid surface, smooth aluminum, or aluminum with standard cutout options. Solid surface tops have 1" thick square eased edge - standard colors apply. Bolt down application. * Note: If table requires an umbrella hole it must be specified on order. * Note: Swivel seat option available - add \$130 LIST per seat.	

TOP SIZE	TOP STYLE	LIST Price
42" Dia	Smooth Aluminum	\$4,917
42" Dia	Standard cutouts	\$5,404
42" Dia	Standard Solid Surface	\$6,794

Pricing is LIST. Contact your sales representative for discount.

**BENCHMARK CONTRACT FURNITURE**

Style	Application	Size	LIST Price
<b>Monarch 4-Seat</b> 17220	<b>Cluster Frame - Straight</b> Four chair heads	Exterior Overall size: 72" x 48" x 35"H. 18"SH. 30" Table height.	




Heavy duty welded tubular aluminum frame - standard RAL powder coat colors apply.  
 Chair heads: Standard with Monarch Duo style.  
 Upgrade to Monarch Reveal or Linear chair heads for \$163 LIST per chair.  
 Tabletop included - select from solid surface, smooth aluminum, or aluminum with standard cutout options.  
 Solid surface tops have 1" thick square eased edge - standard colors apply.  
 Bolt down application.

\* Note: If table requires an umbrella hole it must be specified on order.  
 \* Note: Swivel seat option available - add \$130 LIST per seat.

TOP SIZE	TOP STYLE	LIST Price
30" x 48"	Smooth Aluminum	\$5,485
30" x 48"	Standard cutouts	\$6,136
30" x 48"	Standard Solid Surface	\$7,290

<b>Monarch 4-Seat</b> 17221	<b>Cluster Frame - Curved</b> Four chair heads	Exterior Overall size 36"Dia: 72" x 72" x 35"H. 18"SH. 30" Table height. Overall size 42"Dia: 78" x 78" x 35"H. 18"SH. 30" Table height.	
--------------------------------	---	---	--



Heavy duty welded tubular aluminum frame - standard RAL powder coat colors apply.  
 Chair heads: Standard with Monarch Duo style.  
 Upgrade to Monarch Reveal or Linear chair heads for \$163 LIST per chair.  
 Tabletop included - select from solid surface, smooth aluminum, or aluminum with standard cutout options.  
 Solid surface tops have 1" thick square eased edge - standard colors apply.  
 Bolt down application.

\* Note: If table requires an umbrella hole it must be specified on order.  
 \* Note: Swivel seat option available - add \$130 LIST per seat.

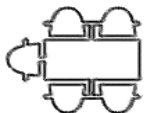
Style	TOP SIZE	TOP STYLE	LIST Price
17221-36	36" Dia	Smooth Aluminum	\$5,445
	36" Dia	Standard cutouts	\$6,095
	36" Dia	Standard Solid Surface	\$7,359
17221-42	42" Dia	Smooth Aluminum	\$5,689
	42" Dia	Standard cutouts	\$6,339
	42" Dia	Standard Solid Surface	\$7,810

Pricing is LIST. Contact your sales representative for discount.

**BENCHMARK CONTRACT FURNITURE**

Style Application Size LIST Price

**Monarch 5-Seat** **Cluster Frame ADA - Straight** Exterior Overall size: 84" x 72" x 35"H. 18"SH. 30" Table height.  
17222 Five chair heads  
One wheelchair access



Heavy duty welded tubular aluminum frame - standard RAL powder coat colors apply.  
Chair heads: Standard with Monarch Duo style.  
Upgrade to Monarch Reveal or Linear chair heads for \$163 LIST per chair.  
Tabletop included - select from solid surface, smooth aluminum, or aluminum with standard cutout options.  
Solid surface tops have 1" thick square eased edge - standard colors apply.  
Bolt down application.

\* Note: If table requires an umbrella hole it must be specified on order.

\* Note: Swivel seat option available - add \$130 LIST per seat.

TOP SIZE	TOP STYLE	LIST Price
30" x 60"	Smooth Aluminum	\$5,770
30" x 60"	Standard cutouts	\$6,583
30" x 60"	Standard Solid Surface	\$8,151

**Monarch 5-Seat** **Cluster Frame ADA - Curved** Exterior Overall size: 96" x 96" x 35"H. 18"SH. 30" Table height.  
17223 Five chair heads  
One wheelchair access



Heavy duty welded tubular aluminum frame - standard RAL powder coat colors apply.  
Chair heads: Standard with Monarch Duo style.  
Upgrade to Monarch Reveal or Linear chair heads for \$163 LIST per chair.  
Tabletop included - select from solid surface, smooth aluminum, or aluminum with standard cutout options.  
Solid surface tops have 1" thick square eased edge - standard colors apply.  
Bolt down application.

\* Note: If table requires an umbrella hole it must be specified on order.

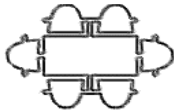
\* Note: Swivel seat option available - add \$130 LIST per seat.

TOP SIZE	TOP STYLE	LIST Price
57" Dia	Smooth Aluminum	\$5,892
57" Dia	Standard cutouts	\$6,704
57" Dia	Standard Solid Surface	\$10,654

Pricing is LIST. Contact your sales representative for discount.

**BENCHMARK CONTRACT FURNITURE**

Style	Application	Size	LIST Price
<b>Monarch 6-Seat</b> 17224	<b>Cluster Frame - Straight</b> Six chair heads	Exterior Overall size: 102" x 72" x 35"H. 18"SH. 30" Table height.	



Heavy duty welded tubular aluminum frame - standard RAL powder coat colors apply.  
 Chair heads: Standard with Monarch Duo style.  
 Upgrade to Monarch Reveal or Linear chair heads for \$163 LIST per chair.  
 Tabletop included - select from solid surface, smooth aluminum, or aluminum with standard cutout options.  
 Solid surface tops have 1" thick square eased edge - standard colors apply.  
 Bolt down application.

\* Note: If table requires an umbrella hole it must be specified on order.  
 \* Note: Swivel seat option available - add \$130 LIST per seat.

	TOP SIZE	TOP STYLE	
	30" x 60"	Smooth Aluminum	\$6,948
	30" x 60"	Standard cutouts	\$7,923
	30" x 60"	Standard Solid Surface	\$10,142

<b>Monarch 6-Seat</b> 17225	<b>Cluster Frame - Curved</b> Six chair heads	Exterior Overall size 48"Dia: 87" x 87" x 35"H. 18"SH. 30" Table height. Overall size 57"Dia: 96" x 96" x 35"H. 18"SH. 30" Table height.	
--------------------------------	--	---	--



Heavy duty welded tubular aluminum frame - standard RAL powder coat colors apply.  
 Chair heads: Standard with Monarch Duo style.  
 Upgrade to Monarch Reveal or Linear chair heads for \$163 LIST per chair.  
 Tabletop included - select from solid surface, smooth aluminum, or aluminum with standard cutout options.  
 Solid surface tops have 1" thick square eased edge - standard colors apply.  
 Bolt down application.

\* Note: If table requires an umbrella hole it must be specified on order.  
 \* Note: Swivel seat option available - add \$130 LIST per seat.

	TOP SIZE	TOP STYLE	
17225-48	48" Dia	Smooth Aluminum	\$6,704
	48" Dia	Standard cutouts	\$7,680
	48" Dia	Standard Solid Surface	\$9,382
17225-57	57" Dia	Smooth Aluminum	\$7,294
	57" Dia	Standard cutouts	\$8,269
	57" Dia	Standard Solid Surface	\$10,548