



Pricing is LIST. Contact your sales representative for discount.

BENCHMARK CONTRACT FURNITURE

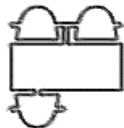
Style	Application	Size	LIST Price
<p>Monarch 2-Seat 17216</p> 	<p>Cluster Frame - Straight Two chair heads</p>	<p>Exterior Overall size: 60" x 30" x 35"H. 18"SH. 30" Table height.</p> <p>Heavy duty welded tubular Aluminum frame. Monarch Duo Chair heads included (fixed). Upgrade to Monarch Reveal, Linear, Barrel chair heads for \$150 LIST per chair. Tabletop included - select from solid surface, standard smooth aluminum, or aluminum with cutout options. Standard cutouts available (Comet, Nebula, Wave, Wisteria, Bubbles) Solid surface tops have 1" thick square eased edge. Bolt down application. Standard finishes: - Metal: Standard powder coat colors apply. - Solid Surface: Standard selections apply.</p> <p>* Note: If table requires an umbrella hole it must be specified on order. * Note: Custom finishes available - contact Benchmark for pricing. * Note: Swivel seat option available - add \$120 LIST per seat - specify left or right.</p>	
		TOP SIZE	TOP STYLE
		24" x 30"	Smooth Aluminum \$3,614
		24" x 30"	Standard cutouts \$3,917
		24" x 30"	Standard Solid Surface \$4,775
<p>Monarch 2-Seat 17217</p> 	<p>Cluster Frame - Curved Two chair heads</p>	<p>Exterior Overall size: 62" x 30" x 35"H. 18"SH. 30" Table height.</p> <p>Heavy duty welded tubular Aluminum frame. Monarch Duo Chair heads included (fixed). Upgrade to Monarch Reveal, Linear, Barrel chair heads for \$150 LIST per chair. Tabletop included - select from solid surface, standard smooth aluminum, or aluminum with cutout options. Standard cutouts available (Comet, Nebula, Wave, Wisteria, Bubbles) Solid surface tops have 1" thick square eased edge. Bolt down application. Standard finishes: - Metal: Standard powder coat colors apply. - Solid Surface: Standard selections apply.</p> <p>* Note: If table requires an umbrella hole it must be specified on order. * Note: Custom finishes available - contact Benchmark for pricing. * Note: Swivel seat option available - add \$120 LIST per seat - specify left or right.</p>	
		TOP SIZE	TOP STYLE
		30" Dia	Smooth Aluminum \$3,655
		30" Dia	Standard cutouts \$3,955
		30" Dia	Standard Solid Surface \$4,872

Pricing is LIST. Contact your sales representative for discount.

BENCHMARK CONTRACT FURNITURE

Style Application Size LIST Price

Monarch 3-Seat
17218 **Cluster Frame ADA - Straight**
Three chair heads/One wheelchair



Exterior Overall size: 72" x 48" x 35"H. 18"SH. 30" Table height.

Heavy duty welded tubular Aluminum frame.
 Monarch Duo Chair heads included (fixed). Upgrade to Monarch Reveal, Linear, Barrel chair heads for \$150 LIST per chair.
 Tabletop included - select from solid surface, standard smooth aluminum, or aluminum with cutout options.
 Standard cutouts available (Comet, Nebula, Wave, Wisteria, Bubbles)
 Solid surface tops have 1" thick square eased edge.
 Bolt down application.
 Standard finishes:
 - Metal: Standard powder coat colors apply.
 - Solid Surface: Standard selections apply.
 * Note: If table requires an umbrella hole it must be specified on order.
 * Note: Custom finishes available - contact Benchmark for pricing.
 * Note: Swivel seat option available - add \$120 LIST per seat - specify left or right.

TOP SIZE	TOP STYLE	LIST Price
30" x 48"	Smooth Aluminum	\$4,475
30" x 48"	Standard cutouts	\$4,925
30" x 48"	Standard Solid Surface	\$6,138

Monarch 3-Seat
17219 **Cluster Frame ADA - Curved**
Three chair heads/One wheelchair



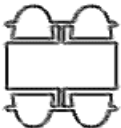

Exterior Overall size: 75" x 62" x 35"H. 18"SH. 30" Table height.

Heavy duty welded tubular Aluminum frame.
 Monarch Duo Chair heads included (fixed). Upgrade to Monarch Reveal, Linear, Barrel chair heads for \$150 LIST per chair.
 Tabletop included - select from solid surface, standard smooth aluminum, or aluminum with cutout options.
 Standard cutouts available (Comet, Nebula, Wave, Wisteria, Bubbles)
 Solid surface tops have 1" thick square eased edge.
 Bolt down application.
 Standard finishes:
 - Metal: Standard powder coat colors apply.
 - Solid Surface: Standard selections apply.
 * Note: If table requires an umbrella hole it must be specified on order.
 * Note: Custom finishes available - contact Benchmark for pricing.
 * Note: Swivel seat option available - add \$120 LIST per seat - specify left or right.

TOP SIZE	TOP STYLE	LIST Price
42" Dia	Smooth Aluminum	\$4,531
42" Dia	Standard cutouts	\$4,981
42" Dia	Standard Solid Surface	\$6,262

Pricing is LIST. Contact your sales representative for discount.

BENCHMARK CONTRACT FURNITURE

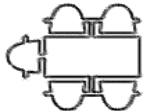
Style	Application	Size	LIST Price
Monarch 4-Seat 17220 	Cluster Frame - Straight Four chair heads	Exterior Overall size: 72" x 48" x 35"H. 18"SH. 30" Table height. Heavy duty welded tubular Aluminum frame. Monarch Duo Chair heads included (fixed). Upgrade to Monarch Reveal, Linear, Barrel chair heads for \$150 LIST per chair. Tabletop included - select from solid surface, standard smooth aluminum, or aluminum with cutout options. Standard cutouts available (Comet, Nebula, Wave, Wisteria, Bubbles) Solid surface tops have 1" thick square eased edge. Bolt down application. Standard finishes: - Metal: Standard powder coat colors apply. - Solid Surface: Standard selections apply. * Note: If table requires an umbrella hole it must be specified on order. * Note: Custom finishes available - contact Benchmark for pricing. * Note: Swivel seat option available - add \$120 LIST per seat - specify left or right.	
		TOP SIZE	TOP STYLE
		30" x 48"	Smooth Aluminum \$5,056
		30" x 48"	Standard cutouts \$5,655
		30" x 48"	Standard Solid Surface \$6,719
Monarch 4-Seat 17221 	Cluster Frame - Curved Four chair heads	Exterior Overall size 36"Dia: 72" x 72" x 35"H. 18"SH. 30" Table height. Overall size 42"Dia: 78" x 78" x 35"H. 18"SH. 30" Table height. Heavy duty welded tubular Aluminum frame. Monarch Duo Chair heads included (fixed). Upgrade to Monarch Reveal, Linear, Barrel chair heads for \$150 LIST per chair. Tabletop included - select from solid surface, standard smooth aluminum, or aluminum with cutout options. Standard cutouts available (Comet, Nebula, Wave, Wisteria, Bubbles) Solid surface tops have 1" thick square eased edge. Bolt down application. Standard finishes: - Metal: Standard powder coat colors apply. - Solid Surface: Standard selections apply. * Note: If table requires an umbrella hole it must be specified on order. * Note: Custom finishes available - contact Benchmark for pricing. * Note: Swivel seat option available - add \$120 LIST per seat - specify left or right.	
		TOP SIZE	TOP STYLE
17221-36		36" Dia	Smooth Aluminum \$5,018
		36" Dia	Standard cutouts \$5,618
		36" Dia	Standard Solid Surface \$6,782
17221-42		42" Dia	Smooth Aluminum \$5,243
		42" Dia	Standard cutouts \$5,842
		42" Dia	Standard Solid Surface \$7,198

Pricing is LIST. Contact your sales representative for discount.

BENCHMARK CONTRACT FURNITURE

Style Application Size LIST Price

Monarch 5-Seat **Cluster Frame ADA - Straight** Exterior Overall size: 84" x 72" x 35"H. 18"SH. 30" Table height.
17222 Five chair heads/One wheelchair



Heavy duty welded tubular Aluminum frame.
Monarch Duo Chair heads included (fixed). Upgrade to Monarch Reveal, Linear, Barrel chair heads for \$150 LIST per chair.
Tabletop included - select from solid surface, standard smooth aluminum, or aluminum with cutout options.
Standard cutouts available (Comet, Nebula, Wave, Wisteria, Bubbles)
Solid surface tops have 1" thick square eased edge.
Bolt down application.
Standard finishes:
- Metal: Standard powder coat colors apply.
- Solid Surface: Standard selections apply.
* Note: If table requires an umbrella hole it must be specified on order.
* Note: Custom finishes available - contact Benchmark for pricing.
* Note: Swivel seat option available - add \$120 LIST per seat - specify left or right.

TOP SIZE	TOP STYLE	LIST Price
30" x 60"	Smooth Aluminum	\$5,318
30" x 60"	Standard cutouts	\$6,067
30" x 60"	Standard Solid Surface	\$7,512

Monarch 5-Seat **Cluster Frame ADA - Curved** Exterior Overall size: 96" x 96" x 35"H. 18"SH. 30" Table height.
17223 Five chair heads/One wheelchair

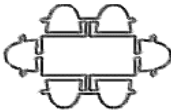



Heavy duty welded tubular Aluminum frame.
Monarch Duo Chair heads included (fixed). Upgrade to Monarch Reveal, Linear, Barrel chair heads for \$150 LIST per chair.
Tabletop included - select from solid surface, standard smooth aluminum, or aluminum with cutout options.
Standard cutouts available (Comet, Nebula, Wave, Wisteria, Bubbles)
Solid surface tops have 1" thick square eased edge.
Bolt down application.
Standard finishes:
- Metal: Standard powder coat colors apply.
- Solid Surface: Standard selections apply.
* Note: If table requires an umbrella hole it must be specified on order.
* Note: Custom finishes available - contact Benchmark for pricing.
* Note: Swivel seat option available - add \$120 LIST per seat - specify left or right.

TOP SIZE	TOP STYLE	LIST Price
57" Dia	Smooth Aluminum	\$5,430
57" Dia	Standard cutouts	\$6,179
57" Dia	Standard Solid Surface	\$9,819

Pricing is LIST. Contact your sales representative for discount.

BENCHMARK CONTRACT FURNITURE

Style	Application	Size	LIST Price
Monarch 6-Seat 17224 	Cluster Frame - Straight Six chair heads	Exterior Overall size: 102" x 72" x 35"H. 18"SH. 30" Table height. Heavy duty welded tubular Aluminum frame. Monarch Duo Chair heads included (fixed). Upgrade to Monarch Reveal, Linear, Barrel chair heads for \$150 LIST per chair. Tabletop included - select from solid surface, standard smooth aluminum, or aluminum with cutout options. Standard cutouts available (Comet, Nebula, Wave, Wisteria, Bubbles) Solid surface tops have 1" thick square eased edge. Bolt down application. Standard finishes: - Metal: Standard powder coat colors apply. - Solid Surface: Standard selections apply. * Note: If table requires an umbrella hole it must be specified on order. * Note: Custom finishes available - contact Benchmark for pricing. * Note: Swivel seat option available - add \$120 LIST per seat - specify left or right.	
		TOP SIZE	TOP STYLE
		30" x 60"	Smooth Aluminum \$6,404
		30" x 60"	Standard cutouts \$7,303
		30" x 60"	Standard Solid Surface \$9,348
Monarch 6-Seat 17225 	Cluster Frame - Curved Six chair heads	Exterior Overall size 48"Dia: 87" x 87" x 35"H. 18"SH. 30" Table height. Overall size 57"Dia: 96" x 96" x 35"H. 18"SH. 30" Table height. Heavy duty welded tubular Aluminum frame. Monarch Duo Chair heads included (fixed). Upgrade to Monarch Reveal, Linear, Barrel chair heads for \$150 LIST per chair. Tabletop included - select from solid surface, standard smooth aluminum, or aluminum with cutout options. Standard cutouts available (Comet, Nebula, Wave, Wisteria, Bubbles) Solid surface tops have 1" thick square eased edge. Bolt down application. Standard finishes: - Metal: Standard powder coat colors apply. - Solid Surface: Standard selections apply. * Note: If table requires an umbrella hole it must be specified on order. * Note: Custom finishes available - contact Benchmark for pricing. * Note: Swivel seat option available - add \$120 LIST per seat - specify left or right.	
		TOP SIZE	TOP STYLE
17225-48		48" Dia	Smooth Aluminum \$6,179
		48" Dia	Standard cutouts \$7,078
		48" Dia	Standard Solid Surface \$8,647
17225-57		57" Dia	Smooth Aluminum \$6,722
		57" Dia	Standard cutouts \$7,621
		57" Dia	Standard Solid Surface \$9,722