

Pricing is LIST. Contact your sales representative for discount.

BENCHMARK CONTRACT FURNITURE

Style Application Size LIST Price

Two Seat **Cluster Frame - Straight** Exterior Overall size: 60" x 30" x 35"H. 18"SH. 30" Table height.
11073 Two chair heads



Heavy duty welded tubular Aluminum frame.
Chair heads included - select from standard options.
Tabletop included - select from solid surface or standard aluminum options.
Solid surface tops have 1" thick square eased edge.
Bolt down application.
Standard finishes:
- Metal: Standard powder coat colors apply.
- Solid Surface: Standard selections apply.
* Note: If table requires an umbrella hole it must be specified on order.
* Note: Custom styles available - contact Benchmark for pricing.
* Note: Swivel seat option available - add \$112 LIST per seat - specify left or right.

TOP SIZE	TOP STYLE	LIST Price
24" x 30"	Smooth Aluminum	\$3,031
24" x 30"	Rosette Aluminum	\$3,140
24" x 30"	Pinwheel Aluminum	\$3,140
24" x 30"	Eden Aluminum	\$3,276
24" x 30"	Standard Solid Surface	\$3,628

Two Seat **Cluster Frame - Curved** Exterior Overall size: 62" x 30" x 35"H. 18"SH. 30" Table height.
11075 Two chair heads





Heavy duty welded tubular Aluminum frame.
Chair heads included - select from standard options.
Tabletop included - select from solid surface or standard aluminum options.
Solid surface tops have 1" thick square eased edge.
Bolt down application.
Standard finishes:
- Metal: Standard powder coat colors apply.
- Solid Surface: Standard selections apply.
* Note: If table requires an umbrella hole it must be specified on order.
* Note: Custom styles available - contact Benchmark for pricing.
* Note: Swivel seat option available - add \$112 LIST per seat - specify left or right.

TOP SIZE	TOP STYLE	LIST Price
24" Dia	Smooth Aluminum	\$3,061
24" Dia	Rosette Aluminum	\$3,315
24" Dia	Pinwheel Aluminum	\$3,315
24" Dia	Eden Aluminum	\$3,416
24" Dia	Standard Solid Surface	\$3,953

Pricing is LIST. Contact your sales representative for discount.

BENCHMARK CONTRACT FURNITURE

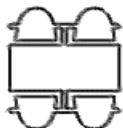
Style	Application	Size	LIST Price
Three Seat 11081 	Cluster Frame ADA - Straight Three chair heads One wheelchair access	Exterior Overall size: 72" x 48" x 35"H. 18"SH. 30" Table height. Heavy duty welded tubular Aluminum frame. Chair heads included - select from standard options. Tabletop included - select from solid surface or standard aluminum options. Solid surface tops have 1" thick square eased edge. Bolt down application. Standard finishes: - Metal: Standard powder coat colors apply. - Solid Surface: Standard selections apply. * Note: If table requires an umbrella hole it must be specified on order. * Note: Custom styles available - contact Benchmark for pricing. * Note: Swivel seat option available - add \$112 LIST per seat - specify left or right.	
		TOP SIZE	TOP STYLE
		30" x 48"	Smooth Aluminum \$3,428
		30" x 48"	Rosette Aluminum \$3,691
		30" x 48"	Pinwheel Aluminum \$3,691
		30" x 48"	Eden Aluminum \$3,848
		30" x 48"	Standard Solid Surface \$4,387
Three Seat 11077 	Cluster Frame ADA - Curved Three chair heads One wheelchair access	Exterior Overall size: 75" x 62" x 35"H. 18"SH. 30" Table height. Heavy duty welded tubular Aluminum frame. Chair heads included - select from standard options. Tabletop included - select from solid surface or standard aluminum options. Solid surface tops have 1" thick square eased edge. Bolt down application. Standard finishes: - Metal: Standard powder coat colors apply. - Solid Surface: Standard selections apply. * Note: If table requires an umbrella hole it must be specified on order. * Note: Custom styles available - contact Benchmark for pricing. * Note: Swivel seat option available - add \$112 LIST per seat - specify left or right.	
		TOP SIZE	TOP STYLE
		42" Dia	Smooth Aluminum \$3,691
		42" Dia	Rosette Aluminum \$3,873
		42" Dia	Pinwheel Aluminum \$3,873
		42" Dia	Eden Aluminum \$4,034
		42" Dia	Standard Solid Surface \$4,566

Pricing is LIST. Contact your sales representative for discount.

BENCHMARK CONTRACT FURNITURE

Style Application Size LIST Price

Four Seat **Cluster Frame - Straight** Exterior Overall size: 72" x 48" x 35"H. 18"SH. 30" Table height.
11074 Four chair heads



Heavy duty welded tubular Aluminum frame.
Chair heads included - select from standard options.
Tabletop included - select from solid surface or standard aluminum options.
Solid surface tops have 1" thick square eased edge.
Bolt down application.
Standard finishes:
- Metal: Standard powder coat colors apply.
- Solid Surface: Standard selections apply.
* Note: If table requires an umbrella hole it must be specified on order.
* Note: Custom styles available - contact Benchmark for pricing.
* Note: Swivel seat option available - add \$112 LIST per seat - specify left or right.

	TOP SIZE	TOP STYLE	
	30" x 48"	Smooth Aluminum	\$4,468
	30" x 48"	Rosette Aluminum	\$4,643
	30" x 48"	Pinwheel Aluminum	\$4,643
	30" x 48"	Eden Aluminum	\$4,765
	30" x 48"	Standard Solid Surface	\$5,010

Four Seat **Cluster Frame - Curved** Exterior Overall size 36"Dia: 72" x 72" x 35"H. 18"SH. 30" Table height.
11076 Four chair heads Overall size 42"Dia: 78" x 78" x 35"H. 18"SH. 30" Table height.



Heavy duty welded tubular Aluminum frame.
Chair heads included - select from standard options.
Tabletop included - select from solid surface or standard aluminum options.
Solid surface tops have 1" thick square eased edge.
Bolt down application.
Standard finishes:
- Metal: Standard powder coat colors apply.
- Solid Surface: Standard selections apply.
* Note: If table requires an umbrella hole it must be specified on order.
* Note: Custom styles available - contact Benchmark for pricing.
* Note: Swivel seat option available - add \$112 LIST per seat - specify left or right.

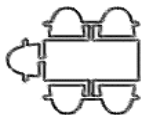
	TOP SIZE	TOP STYLE	
11076-36	36" Dia	Smooth Aluminum	\$4,608
	36" Dia	Rosette Aluminum	\$4,748
	36" Dia	Pinwheel Aluminum	\$4,748
	36" Dia	Eden Aluminum	\$4,853
	36" Dia	Solid Surface - Grade A	\$5,570
11076-42	42" Dia	Smooth Aluminum	\$4,730
	42" Dia	Rosette Aluminum	\$4,825
	42" Dia	Pinwheel Aluminum	\$4,825
	42" Dia	Eden Aluminum	\$4,940
	42" Dia	Standard Solid Surface	\$5,675

Pricing is LIST. Contact your sales representative for discount.

BENCHMARK CONTRACT FURNITURE

Style Application Size LIST Price

Five Seat **Cluster Frame ADA - Straight** Exterior Overall size: 84" x 72" x 35"H. 18"SH. 30" Table height.
11276 Five chair heads
One wheelchair access



Heavy duty welded tubular Aluminum frame.
Chair heads included - select from standard options.
Tabletop included - select from solid surface or standard aluminum options.
Solid surface tops have 1" thick square eased edge.
Bolt down application.
Standard finishes:
- Metal: Standard powder coat colors apply.
- Solid Surface: Standard selections apply.
* Note: If table requires an umbrella hole it must be specified on order.
* Note: Custom styles available - contact Benchmark for pricing.
* Note: Swivel seat option available - add \$112 LIST per seat - specify left or right.

TOP SIZE	TOP STYLE	LIST Price
30" x 60"	Smooth Aluminum	\$5,147
30" x 60"	Rosette Aluminum	\$5,462
30" x 60"	Pinwheel Aluminum	\$5,462
30" x 60"	Eden Aluminum	\$5,637
30" x 60"	Standard Solid Surface	\$6,197

Five Seat **Cluster Frame ADA - Curved** Exterior Overall size: 96" x 96" x 35"H. 18"SH. 30" Table height.
11277 Five chair heads
One wheelchair access





Heavy duty welded tubular Aluminum frame.
Chair heads included - select from standard options.
Tabletop included - select from solid surface or standard aluminum options.
Solid surface tops have 1" thick square eased edge.
Bolt down application.
Standard finishes:
- Metal: Standard powder coat colors apply.
- Solid Surface: Standard selections apply.
* Note: If table requires an umbrella hole it must be specified on order.
* Note: Custom styles available - contact Benchmark for pricing.
* Note: Swivel seat option available - add \$112 LIST per seat - specify left or right.

TOP SIZE	TOP STYLE	LIST Price
57" Dia	Smooth Aluminum	\$5,409
57" Dia	Rosette Aluminum	\$5,644
57" Dia	Pinwheel Aluminum	\$5,644
57" Dia	Eden Aluminum	\$5,812
57" Dia	Standard Solid Surface	\$6,935

Pricing is LIST. Contact your sales representative for discount.

BENCHMARK CONTRACT FURNITURE

Style	Application	Size	LIST Price
Six Seat 11274 	Cluster Frame - Straight Six chair heads	Exterior Overall size: 102" x 72" x 35"H. 18"SH. 30" Table height.	
Heavy duty welded tubular Aluminum frame. Chair heads included - select from standard options. Tabletop included - select from solid surface or standard aluminum options. Solid surface tops have 1" thick square eased edge. Bolt down application. Standard finishes: - Metal: Standard powder coat colors apply. - Solid Surface: Standard selections apply. * Note: If table requires an umbrella hole it must be specified on order. * Note: Custom styles available - contact Benchmark for pricing. * Note: Swivel seat option available - add \$112 LIST per seat - specify left or right.			
		TOP SIZE 30" x 60"	TOP STYLE Smooth Aluminum \$5,759
		30" x 60"	Rosette Aluminum \$5,813
		30" x 60"	Pinwheel Aluminum \$5,813
		30" x 60"	Eden Aluminum \$5,913
		30" x 60"	Standard Solid Surface \$6,459
Six Seat 11278 	Cluster Frame - Curved Six chair heads	Exterior Overall size 48"Dia: 87" x 87" x 35"H. 18"SH. 30" Table height. Overall size 57"Dia: 96" x 96" x 35"H. 18"SH. 30" Table height.	
Heavy duty welded tubular Aluminum frame. Chair heads included - select from standard options. Tabletop included - select from solid surface or standard aluminum options. Solid surface tops have 1" thick square eased edge. Bolt down application. Standard finishes: - Metal: Standard powder coat colors apply. - Solid Surface: Standard selections apply. * Note: If table requires an umbrella hole it must be specified on order. * Note: Custom styles available - contact Benchmark for pricing. * Note: Swivel seat option available - add \$112 LIST per seat - specify left or right.			
		TOP SIZE 48" Dia	TOP STYLE Smooth Aluminum \$5,899
		48" Dia	Rosette Aluminum \$5,918
		48" Dia	Pinwheel Aluminum \$5,918
		48" Dia	Eden Aluminum \$6,001
		48" Dia	Solid Surface - Grade A \$7,019
11278-48		57" Dia	Smooth Aluminum \$5,920
		57" Dia	Rosette Aluminum \$5,997
		57" Dia	Pinwheel Aluminum \$5,997
		57" Dia	Eden Aluminum \$6,106
		57" Dia	Standard Solid Surface \$7,597