

Pricing is LIST. Contact your sales representative for discount.

BENCHMARK CONTRACT FURNITURE

Style	Application	Size	LIST Price
-------	-------------	------	------------

Two Seat 11073	Cluster Frame - Straight Two chair heads	Exterior Overall size: 60" x 30" x 35"H. 18"SH. 30" Table height.	
--------------------------	--	---	--



Heavy duty welded tubular aluminum frame - standard RAL powder coat colors apply.
 Chair heads: Eden, Grayson, Preston, Sebring, Waterford, or Waverly.
 Tabletop included - select from top styles below.
 Solid surface tops have 1" thick square eased edge - standard colors apply.
 Bolt down application.

* Note: If table requires an umbrella hole it must be specified on order.
 * Note: Swivel seat option available - add \$135 LIST per seat.
 * Note: Custom styles available - contact Benchmark for pricing.

- 11073-EN (Eden)
- 11073-GN (Grayson)
- 11073-PR (Preston)
- 11073-SG (Sebring)
- 11073-WD (Waterford)
- 11073-WY (Waverly)

	TOP SIZE	TOP STYLE	
	24" x 30"	Smooth Aluminum	\$3,744
	24" x 30"	Rosette Aluminum	\$3,876
	24" x 30"	Pinwheel Aluminum	\$3,876
	24" x 30"	Eden Aluminum	\$4,040
	24" x 30"	Standard Solid Surface	\$4,464

Two Seat 11075	Cluster Frame - Curved Two chair heads	Exterior Overall size: 62" x 30" x 35"H. 18"SH. 30" Table height.	
--------------------------	--	---	--



Heavy duty welded tubular aluminum frame - standard RAL powder coat colors apply.
 Chair heads: Eden, Grayson, Preston, Sebring, Waterford, or Waverly.
 Tabletop included - select from top styles below.
 Solid surface tops have 1" thick square eased edge - standard colors apply.
 Bolt down application.

* Note: If table requires an umbrella hole it must be specified on order.
 * Note: Swivel seat option available - add \$135 LIST per seat.
 * Note: Custom styles available - contact Benchmark for pricing.

- 11075-EN (Eden)
- 11075-GN (Grayson)
- 11075-PR (Preston)
- 11075-SG (Sebring)
- 11075-WD (Waterford)
- 11075-WY (Waverly)

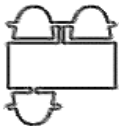
	TOP SIZE	TOP STYLE	
	24" Dia	Smooth Aluminum	\$3,781
	24" Dia	Rosette Aluminum	\$4,087
	24" Dia	Pinwheel Aluminum	\$4,087
	24" Dia	Eden Aluminum	\$4,209
	24" Dia	Standard Solid Surface	\$4,857

Pricing is LIST. Contact your sales representative for discount.

BENCHMARK CONTRACT FURNITURE

Style Application Size LIST Price

Three Seat **Cluster Frame ADA - Straight** Exterior Overall size: 72" x 48" x 35"H. 18"SH. 30" Table height.
 11081 Three chair heads
 One wheelchair access



Heavy duty welded tubular aluminum frame - standard RAL powder coat colors apply.
 Chair heads: Eden, Grayson, Preston, Sebring, Waterford, or Waverly.
 Tabletop included - select from top styles below.
 Solid surface tops have 1" thick square eased edge - standard colors apply.
 Bolt down application.
 * Note: If table requires an umbrella hole it must be specified on order.
 * Note: Swivel seat option available - add \$135 LIST per seat.
 * Note: Custom styles available - contact Benchmark for pricing.

- 11081-EN (Eden)
- 11081-GN (Grayson)
- 11081-PR (Preston)
- 11081-SG (Sebring)
- 11081-WD (Waterford)
- 11081-WY (Waverly)

	TOP SIZE	TOP STYLE	
	30" x 48"	Smooth Aluminum	\$4,223
	30" x 48"	Rosette Aluminum	\$4,540
	30" x 48"	Pinwheel Aluminum	\$4,540
	30" x 48"	Eden Aluminum	\$4,730
	30" x 48"	Standard Solid Surface	\$5,381

Three Seat **Cluster Frame ADA - Curved** Exterior Overall size: 75" x 62" x 35"H. 18"SH. 30" Table height.
 11077 Three chair heads
 One wheelchair access



Heavy duty welded tubular aluminum frame - standard RAL powder coat colors apply.
 Chair heads: Eden, Grayson, Preston, Sebring, Waterford, or Waverly.
 Tabletop included - select from top styles below.
 Solid surface tops have 1" thick square eased edge - standard colors apply.
 Bolt down application.
 * Note: If table requires an umbrella hole it must be specified on order.
 * Note: Swivel seat option available - add \$135 LIST per seat.
 * Note: Custom styles available - contact Benchmark for pricing.

- 11077-EN (Eden)
- 11077-GN (Grayson)
- 11077-PR (Preston)
- 11077-SG (Sebring)
- 11077-WD (Waterford)
- 11077-WY (Waverly)


	TOP SIZE	TOP STYLE	
	42" Dia	Smooth Aluminum	\$4,540
	42" Dia	Rosette Aluminum	\$4,760
	42" Dia	Pinwheel Aluminum	\$4,760
	42" Dia	Eden Aluminum	\$4,954
	42" Dia	Standard Solid Surface	\$5,597

Pricing is LIST. Contact your sales representative for discount.

BENCHMARK CONTRACT FURNITURE

Style Application Size LIST Price

Four Seat Cluster Frame - Straight Exterior Overall size: 72" x 48" x 35"H. 18"SH. 30" Table height.
11074 Four chair heads



Heavy duty welded tubular aluminum frame - standard RAL powder coat colors apply.
Chair heads: Eden, Grayson, Preston, Sebring, Waterford, or Waverly.
Tabletop included - select from top styles below.
Solid surface tops have 1" thick square eased edge - standard colors apply.
Bolt down application.
* Note: If table requires an umbrella hole it must be specified on order.
* Note: Swivel seat option available - add \$135 LIST per seat.
* Note: Custom styles available - contact Benchmark for pricing.

- 11074-EN (Eden)
- 11074-GN (Grayson)
- 11074-PR (Preston)
- 11074-SG (Sebring)
- 11074-WD (Waterford)
- 11074-WY (Waverly)

	TOP SIZE	TOP STYLE	
	30" x 48"	Smooth Aluminum	\$5,478
	30" x 48"	Rosette Aluminum	\$5,690
	30" x 48"	Pinwheel Aluminum	\$5,690
	30" x 48"	Eden Aluminum	\$5,838
	30" x 48"	Standard Solid Surface	\$6,133

Four Seat Cluster Frame - Curved Exterior Overall size 36"Dia: 72" x 72" x 35"H. 18"SH. 30" Table height.
11076 Four chair heads Overall size 42"Dia: 78" x 78" x 35"H. 18"SH. 30" Table height.



Heavy duty welded tubular aluminum frame - standard RAL powder coat colors apply.
Chair heads: Eden, Grayson, Preston, Sebring, Waterford, or Waverly.
Tabletop included - select from top styles below.
Solid surface tops have 1" thick square eased edge - standard colors apply.
Bolt down application.
* Note: If table requires an umbrella hole it must be specified on order.
* Note: Swivel seat option available - add \$135 LIST per seat.
* Note: Custom styles available - contact Benchmark for pricing.

- 11076-EN (Eden)
- 11076-GN (Grayson)
- 11076-PR (Preston)
- 11076-SG (Sebring)
- 11076-WD (Waterford)
- 11076-WY (Waverly)

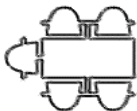
	TOP SIZE	TOP STYLE	
11076-XX-36	36" Dia	Smooth Aluminum	\$5,647
	36" Dia	Rosette Aluminum	\$5,817
	36" Dia	Pinwheel Aluminum	\$5,817
	36" Dia	Eden Aluminum	\$5,943
	36" Dia	Standard Solid Surface	\$6,810
11076-XX-42	42" Dia	Smooth Aluminum	\$5,795
	42" Dia	Rosette Aluminum	\$5,909
	42" Dia	Pinwheel Aluminum	\$5,909
	42" Dia	Eden Aluminum	\$6,049
	42" Dia	Standard Solid Surface	\$6,936

Pricing is LIST. Contact your sales representative for discount.

BENCHMARK CONTRACT FURNITURE

Style Application Size LIST Price

Five Seat **Cluster Frame ADA - Straight** Exterior Overall size: 84" x 72" x 35"H. 18"SH. 30" Table height.
 11276 Five chair heads
 One wheelchair access



Heavy duty welded tubular aluminum frame - standard RAL powder coat colors apply.
 Chair heads: Eden, Grayson, Preston, Sebring, Waterford, or Waverly.
 Tabletop included - select from top styles below.
 Solid surface tops have 1" thick square eased edge - standard colors apply.
 Bolt down application.

- * Note: If table requires an umbrella hole it must be specified on order.
- * Note: Swivel seat option available - add \$135 LIST per seat.
- * Note: Custom styles available - contact Benchmark for pricing.

- 11276-EN (Eden)
- 11276-GN (Grayson)
- 11276-PR (Preston)
- 11276-SG (Sebring)
- 11276-WD (Waterford)
- 11276-WY (Waverly)

TOP SIZE

TOP STYLE

TOP SIZE	TOP STYLE	LIST Price
30" x 60"	Smooth Aluminum	\$6,298
30" x 60"	Rosette Aluminum	\$6,680
30" x 60"	Pinwheel Aluminum	\$6,680
30" x 60"	Eden Aluminum	\$6,890
30" x 60"	Standard Solid Surface	\$7,566

Five Seat **Cluster Frame ADA - Curved** Exterior Overall size: 96" x 96" x 35"H. 18"SH. 30" Table height.
 11277 Five chair heads
 One wheelchair access



Heavy duty welded tubular aluminum frame - standard RAL powder coat colors apply.
 Chair heads: Eden, Grayson, Preston, Sebring, Waterford, or Waverly.
 Tabletop included - select from top styles below.
 Solid surface tops have 1" thick square eased edge - standard colors apply.
 Bolt down application.

- * Note: If table requires an umbrella hole it must be specified on order.
- * Note: Swivel seat option available - add \$135 LIST per seat.
- * Note: Custom styles available - contact Benchmark for pricing.

- 11277-EN (Eden)
- 11277-GN (Grayson)
- 11277-PR (Preston)
- 11277-SG (Sebring)
- 11277-WD (Waterford)
- 11277-WY (Waverly)

TOP SIZE

TOP STYLE

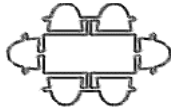
TOP SIZE	TOP STYLE	LIST Price
57" Dia	Smooth Aluminum	\$6,615
57" Dia	Rosette Aluminum	\$6,898
57" Dia	Pinwheel Aluminum	\$6,898
57" Dia	Eden Aluminum	\$7,101
57" Dia	Standard Solid Surface	\$8,458

Pricing is LIST. Contact your sales representative for discount.

BENCHMARK CONTRACT FURNITURE

Style Application Size LIST Price

Six Seat Cluster Frame - Straight Exterior Overall size: 102" x 72" x 35"H. 18"SH. 30" Table height.
11274 Six chair heads



Heavy duty welded tubular aluminum frame - standard RAL powder coat colors apply.
Chair heads: Eden, Grayson, Preston, Sebring, Waterford, or Waverly.
Tabletop included - select from top styles below.
Solid surface tops have 1" thick square eased edge - standard colors apply.
Bolt down application.
* Note: If table requires an umbrella hole it must be specified on order.
* Note: Swivel seat option available - add \$135 LIST per seat.
* Note: Custom styles available - contact Benchmark for pricing.

- 11274-EN (Eden)
- 11274-GN (Grayson)
- 11274-PR (Preston)
- 11274-SG (Sebring)
- 11274-WD (Waterford)
- 11274-WY (Waverly)

	TOP SIZE	TOP STYLE	
	30" x 60"	Smooth Aluminum	\$7,038
	30" x 60"	Rosette Aluminum	\$7,103
	30" x 60"	Pinwheel Aluminum	\$7,103
	30" x 60"	Eden Aluminum	\$7,224
	30" x 60"	Standard Solid Surface	\$7,883

Six Seat Cluster Frame - Curved Exterior Overall size 48"Dia: 87" x 87" x 35"H. 18"SH. 30" Table height.
11278 Six chair heads Overall size 57"Dia: 96" x 96" x 35"H. 18"SH. 30" Table height.



Heavy duty welded tubular aluminum frame - standard RAL powder coat colors apply.
Chair heads: Eden, Grayson, Preston, Sebring, Waterford, or Waverly.
Tabletop included - select from top styles below.
Solid surface tops have 1" thick square eased edge - standard colors apply.
Bolt down application.
* Note: If table requires an umbrella hole it must be specified on order.
* Note: Swivel seat option available - add \$135 LIST per seat.
* Note: Custom styles available - contact Benchmark for pricing.

- 11278-EN (Eden)
- 11278-GN (Grayson)
- 11278-PR (Preston)
- 11278-SG (Sebring)
- 11278-WD (Waterford)
- 11278-WY (Waverly)

	TOP SIZE	TOP STYLE	
11278-XX-48	48" Dia	Smooth Aluminum	\$7,207
	48" Dia	Rosette Aluminum	\$7,230
	48" Dia	Pinwheel Aluminum	\$7,230
	48" Dia	Eden Aluminum	\$7,329
	48" Dia	Standard Solid Surface	\$7,559
11278-XX-57	57" Dia	Smooth Aluminum	\$7,232
	57" Dia	Rosette Aluminum	\$7,325
	57" Dia	Pinwheel Aluminum	\$7,325
	57" Dia	Eden Aluminum	\$7,456
	57" Dia	Standard Solid Surface	\$9,256