

Pricing is LIST. Contact your sales representative for discount.

BENCHMARK CONTRACT FURNITURE

Style	Application	Size	LIST Price
-------	-------------	------	------------

Two Seat 11073	Cluster Frame - Straight Two chair heads	Exterior	Overall size: 60" x 30" x 35"H. 18"SH. 30" Table height.
--------------------------	--	----------	--



Heavy duty welded tubular Aluminum frame.
 Chair heads included - select from standard options.
 Tabletop included - select from solid surface or standard aluminum options.
 Solid surface tops have 1" thick square eased edge.
 Bolt down application.
 Standard finishes:
 - Metal: Standard powder coat colors apply.
 - Solid Surface: Standard selections apply.
 * Note: If table requires an umbrella hole it must be specified on order.
 * Note: Custom styles available - contact Benchmark for pricing.
 * Note: Swivel seat option available - add \$120 LIST per seat - specify left or right.

	TOP SIZE	TOP STYLE	
	24" x 30"	Smooth Aluminum	\$3,338
	24" x 30"	Rosette Aluminum	\$3,455
	24" x 30"	Pinwheel Aluminum	\$3,455
	24" x 30"	Eden Aluminum	\$3,600
	24" x 30"	Standard Solid Surface	\$3,976

Two Seat 11075	Cluster Frame - Curved Two chair heads	Exterior	Overall size: 62" x 30" x 35"H. 18"SH. 30" Table height.
--------------------------	--	----------	--



Heavy duty welded tubular Aluminum frame.
 Chair heads included - select from standard options.
 Tabletop included - select from solid surface or standard aluminum options.
 Solid surface tops have 1" thick square eased edge.
 Bolt down application.
 Standard finishes:
 - Metal: Standard powder coat colors apply.
 - Solid Surface: Standard selections apply.
 * Note: If table requires an umbrella hole it must be specified on order.
 * Note: Custom styles available - contact Benchmark for pricing.
 * Note: Swivel seat option available - add \$120 LIST per seat - specify left or right.

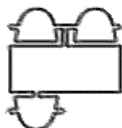
	TOP SIZE	TOP STYLE	
	24" Dia	Smooth Aluminum	\$3,370
	24" Dia	Rosette Aluminum	\$3,642
	24" Dia	Pinwheel Aluminum	\$3,642
	24" Dia	Eden Aluminum	\$3,750
	24" Dia	Standard Solid Surface	\$4,324

Pricing is LIST. Contact your sales representative for discount.

BENCHMARK CONTRACT FURNITURE

Style	Application	Size	LIST Price
-------	-------------	------	------------

Three Seat 11081	Cluster Frame ADA - Straight Three chair heads One wheelchair access	Exterior Overall size: 72" x 48" x 35"H. 18"SH. 30" Table height.	
----------------------------	---	---	--



Heavy duty welded tubular Aluminum frame.
 Chair heads included - select from standard options.
 Tabletop included - select from solid surface or standard aluminum options.
 Solid surface tops have 1" thick square eased edge.
 Bolt down application.
 Standard finishes:
 - Metal: Standard powder coat colors apply.
 - Solid Surface: Standard selections apply.
 * Note: If table requires an umbrella hole it must be specified on order.
 * Note: Custom styles available - contact Benchmark for pricing.
 * Note: Swivel seat option available - add \$120 LIST per seat - specify left or right.

	TOP SIZE	TOP STYLE	
	30" x 48"	Smooth Aluminum	\$3,763
	30" x 48"	Rosette Aluminum	\$4,044
	30" x 48"	Pinwheel Aluminum	\$4,044
	30" x 48"	Eden Aluminum	\$4,212
	30" x 48"	Standard Solid Surface	\$4,789

Three Seat 11077	Cluster Frame ADA - Curved Three chair heads One wheelchair access	Exterior Overall size: 75" x 62" x 35"H. 18"SH. 30" Table height.	
----------------------------	---	---	--



Heavy duty welded tubular Aluminum frame.
 Chair heads included - select from standard options.
 Tabletop included - select from solid surface or standard aluminum options.
 Solid surface tops have 1" thick square eased edge.
 Bolt down application.
 Standard finishes:
 - Metal: Standard powder coat colors apply.
 - Solid Surface: Standard selections apply.
 * Note: If table requires an umbrella hole it must be specified on order.
 * Note: Custom styles available - contact Benchmark for pricing.
 * Note: Swivel seat option available - add \$120 LIST per seat - specify left or right.


	TOP SIZE	TOP STYLE	
	42" Dia	Smooth Aluminum	\$4,044
	42" Dia	Rosette Aluminum	\$4,238
	42" Dia	Pinwheel Aluminum	\$4,238
	42" Dia	Eden Aluminum	\$4,411
	42" Dia	Standard Solid Surface	\$4,980

Pricing is LIST. Contact your sales representative for discount.

BENCHMARK CONTRACT FURNITURE

Style Application Size LIST Price

Four Seat **Cluster Frame - Straight** Exterior Overall size: 72" x 48" x 35"H. 18"SH. 30" Table height.
11074 Four chair heads



Heavy duty welded tubular Aluminum frame.
Chair heads included - select from standard options.
Tabletop included - select from solid surface or standard aluminum options.
Solid surface tops have 1" thick square eased edge.
Bolt down application.
Standard finishes:
- Metal: Standard powder coat colors apply.
- Solid Surface: Standard selections apply.
* Note: If table requires an umbrella hole it must be specified on order.
* Note: Custom styles available - contact Benchmark for pricing.
* Note: Swivel seat option available - add \$120 LIST per seat - specify left or right.

	TOP SIZE	TOP STYLE	
	30" x 48"	Smooth Aluminum	\$4,875
	30" x 48"	Rosette Aluminum	\$5,062
	30" x 48"	Pinwheel Aluminum	\$5,062
	30" x 48"	Eden Aluminum	\$5,193
	30" x 48"	Standard Solid Surface	\$5,455

Four Seat **Cluster Frame - Curved** Exterior Overall size 36"Dia: 72" x 72" x 35"H. 18"SH. 30" Table height.
11076 Four chair heads Overall size 42"Dia: 78" x 78" x 35"H. 18"SH. 30" Table height.



Heavy duty welded tubular Aluminum frame.
Chair heads included - select from standard options.
Tabletop included - select from solid surface or standard aluminum options.
Solid surface tops have 1" thick square eased edge.
Bolt down application.
Standard finishes:
- Metal: Standard powder coat colors apply.
- Solid Surface: Standard selections apply.
* Note: If table requires an umbrella hole it must be specified on order.
* Note: Custom styles available - contact Benchmark for pricing.
* Note: Swivel seat option available - add \$120 LIST per seat - specify left or right.

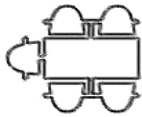
	TOP SIZE	TOP STYLE	
11076-36	36" Dia	Smooth Aluminum	\$5,025
	36" Dia	Rosette Aluminum	\$5,175
	36" Dia	Pinwheel Aluminum	\$5,175
	36" Dia	Eden Aluminum	\$5,287
	36" Dia	Solid Surface - Grade A	\$6,055
11076-42	42" Dia	Smooth Aluminum	\$5,156
	42" Dia	Rosette Aluminum	\$5,257
	42" Dia	Pinwheel Aluminum	\$5,257
	42" Dia	Eden Aluminum	\$5,381
	42" Dia	Standard Solid Surface	\$6,167

Pricing is LIST. Contact your sales representative for discount.

BENCHMARK CONTRACT FURNITURE

Style Application Size LIST Price

Five Seat **Cluster Frame ADA - Straight** Exterior Overall size: 84" x 72" x 35"H. 18"SH. 30" Table height.
11276 Five chair heads
One wheelchair access



Heavy duty welded tubular Aluminum frame.
Chair heads included - select from standard options.
Tabletop included - select from solid surface or standard aluminum options.
Solid surface tops have 1" thick square eased edge.
Bolt down application.
Standard finishes:
- Metal: Standard powder coat colors apply.
- Solid Surface: Standard selections apply.
* Note: If table requires an umbrella hole it must be specified on order.
* Note: Custom styles available - contact Benchmark for pricing.
* Note: Swivel seat option available - add \$120 LIST per seat - specify left or right.

TOP SIZE	TOP STYLE	LIST Price
30" x 60"	Smooth Aluminum	\$5,602
30" x 60"	Rosette Aluminum	\$5,939
30" x 60"	Pinwheel Aluminum	\$5,939
30" x 60"	Eden Aluminum	\$6,126
30" x 60"	Standard Solid Surface	\$6,725

Five Seat **Cluster Frame ADA - Curved** Exterior Overall size: 96" x 96" x 35"H. 18"SH. 30" Table height.
11277 Five chair heads
One wheelchair access

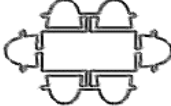



Heavy duty welded tubular Aluminum frame.
Chair heads included - select from standard options.
Tabletop included - select from solid surface or standard aluminum options.
Solid surface tops have 1" thick square eased edge.
Bolt down application.
Standard finishes:
- Metal: Standard powder coat colors apply.
- Solid Surface: Standard selections apply.
* Note: If table requires an umbrella hole it must be specified on order.
* Note: Custom styles available - contact Benchmark for pricing.
* Note: Swivel seat option available - add \$120 LIST per seat - specify left or right.

TOP SIZE	TOP STYLE	LIST Price
57" Dia	Smooth Aluminum	\$5,882
57" Dia	Rosette Aluminum	\$6,133
57" Dia	Pinwheel Aluminum	\$6,133
57" Dia	Eden Aluminum	\$6,313
57" Dia	Standard Solid Surface	\$7,515

Pricing is LIST. Contact your sales representative for discount.

BENCHMARK CONTRACT FURNITURE

Style	Application	Size	LIST Price
Six Seat 11274	Cluster Frame - Straight Six chair heads	Exterior Overall size: 102" x 72" x 35"H. 18"SH. 30" Table height.	
	<p>Heavy duty welded tubular Aluminum frame. Chair heads included - select from standard options. Tabletop included - select from solid surface or standard aluminum options. Solid surface tops have 1" thick square eased edge. Bolt down application. Standard finishes: - Metal: Standard powder coat colors apply. - Solid Surface: Standard selections apply.</p> <p>* Note: If table requires an umbrella hole it must be specified on order. * Note: Custom styles available - contact Benchmark for pricing. * Note: Swivel seat option available - add \$120 LIST per seat - specify left or right.</p>		
		TOP SIZE	TOP STYLE
		30" x 60"	Smooth Aluminum \$6,257
		30" x 60"	Rosette Aluminum \$6,315
		30" x 60"	Pinwheel Aluminum \$6,315
		30" x 60"	Eden Aluminum \$6,422
		30" x 60"	Standard Solid Surface \$7,006
Six Seat 11278	Cluster Frame - Curved Six chair heads	Exterior Overall size 48"Dia: 87" x 87" x 35"H. 18"SH. 30" Table height. Overall size 57"Dia: 96" x 96" x 35"H. 18"SH. 30" Table height.	
	<p>Heavy duty welded tubular Aluminum frame. Chair heads included - select from standard options. Tabletop included - select from solid surface or standard aluminum options. Solid surface tops have 1" thick square eased edge. Bolt down application. Standard finishes: - Metal: Standard powder coat colors apply. - Solid Surface: Standard selections apply.</p> <p>* Note: If table requires an umbrella hole it must be specified on order. * Note: Custom styles available - contact Benchmark for pricing. * Note: Swivel seat option available - add \$120 LIST per seat - specify left or right.</p>		
		TOP SIZE	TOP STYLE
11278-48		48" Dia	Smooth Aluminum \$6,407
		48" Dia	Rosette Aluminum \$6,427
		48" Dia	Pinwheel Aluminum \$6,427
		48" Dia	Eden Aluminum \$6,515
		48" Dia	Solid Surface - Grade A \$7,605
11278-57		57" Dia	Smooth Aluminum \$6,429
		57" Dia	Rosette Aluminum \$6,512
		57" Dia	Pinwheel Aluminum \$6,512
		57" Dia	Eden Aluminum \$6,628
		57" Dia	Standard Solid Surface \$8,223