




Cluster is a classic idea with many customizable options. Cluster is manufactured in durable, all-welded powder coated aluminum with its top in solid powder coat, cutouts, or solid surface.

CLUSTERS

- Cluster is required to be surface mounted.
- Cluster is available in dining height.
- Available in several sizes.
- Frame constructed of aluminum.
- Recyclable. 
- Available with umbrella hole and/or swivel seat option (must specify on quote/purchase order).








FINISHES

- Frame: powder coated aluminum-standard RAL colors apply.
- Top options available: All powder coated, powder coated with standard cutouts, or solid surface - standard colors apply.
- Visit benchmarkcontractfurniture.com for color charts.

MAINTENANCE

- Metal surfaces and solid surface can be cleaned as needed using a soft cloth with warm water and a mild detergent. Avoid abrasive cleaners.

NOMINAL DIMENSIONS

	STYLE	MODEL	DEPTH	WIDTH	HEIGHT	TABLE SIZE
TWO SEATER CLUSTER		17216-2430	60"	30"	35"	24"x30" 18"SH
		17217-30	62"	30"	35"	30" Dia. 18"SH
THREE SEATER CLUSTER		17218-3048	72"	48"	35"	30"x48" 18"SH
		17219-42	75"	62"	35"	42" Dia. 18"SH
FOUR SEATER CLUSTER		17220-3048	72"	48"	35"	30"x48" 18"SH
		17221-36	72"	72"	35"	36" Dia. 18"SH
		17221-42	78"	78"	35"	42" Dia. 18"SH


ADA
ADA

CLUSTER SEATING



Cluster is a classic idea with many customizable options. Cluster is manufactured in durable, all-welded powder coated aluminum with its top in solid powder coat, cutouts, or solid surface.

CLUSTERS

- Cluster is required to be surface mounted (must specify on purchase order).
- Cluster is available in dining height.
- Available in several sizes.
- Frame constructed of aluminum.
- Recyclable. 
- Available with umbrella hole (must specify on quote/purchase order).

FINISHES



- Frame: powder coated aluminum-standard RAL colors apply.
- Top options available: All powder coated, powder coated with standard cutouts, or solid surface - standard colors apply.
- Visit benchmarkcontractfurniture.com for color charts.

MAINTENANCE

- Metal surfaces and solid surface can be cleaned as needed using a soft cloth with warm water and a mild detergent. Avoid abrasive cleaners.

NOMINAL DIMENSIONS




FIVE SEATER CLUSTER

STYLE	MODEL	DEPTH	WIDTH	HEIGHT	TABLE SIZE
	17222-3060	84"	72"	35"	30'x60" 18"SH
	17223-57	96"	96"	35"	57" Dia. 18"SH

ADA

ADA

SIX SEATER CLUSTER

STYLE	MODEL	DEPTH	WIDTH	HEIGHT	TABLE SIZE
	17224-3060	102"	72"	35"	30'x60" 18"SH
	17225-48	87"	87"	35"	48" Dia. 18"SH
	17225-57	96"	96"	35"	57" Dia. 18"SH

CLUSTER SEATING



Cluster is a classic idea with many customizable options. Cluster is manufactured in durable, all-welded powder coated aluminum with its top in solid powder coat, cutouts, or solid surface.

STANDARD SEAT HEAD OPTION

EDEN



GRAYSON



PRESTON



SEBRING



WATERFORD




WAVERLY





CLUSTER SEATING

Cluster is a classic idea with many customizable options. Cluster is manufactured in durable, all-welded powder coated aluminum with its top in solid powder coat, cutouts, or solid surface.

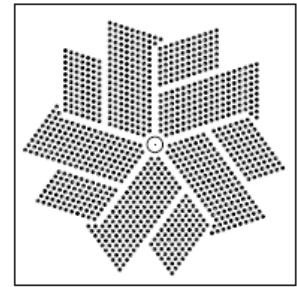
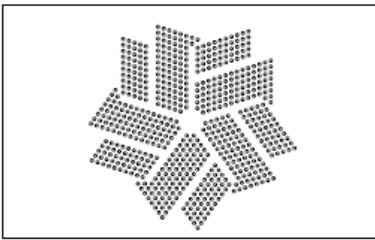
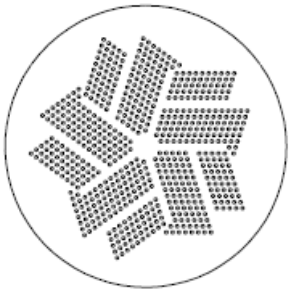


STANDARD CUTOUTS FOR TABLE TOPS

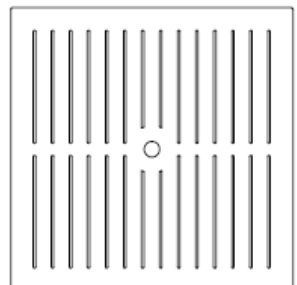
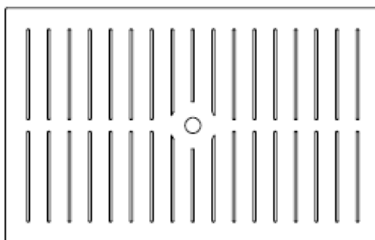
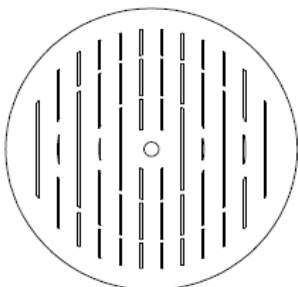
PINWHEEL



ROSETTE



EDEN



CLUSTER SEATING

Cluster is a classic idea with many customizable options. Cluster is manufactured in durable, all-welded powder coated aluminum with its top in solid powder coat, cutouts, or solid surface.



STANDARD SOLID SURFACE OPTIONS FOR TABLE TOPS

