




# MONARCH RECEPTACLE

Monarch Receptacle brings a new architectural flair to the commercial receptacle. Clean-lines and a unique shape bring this durable piece to life. Monarch Receptacle has a strong, all-welded aluminum frame and decorative side slats.



## RECEPTACLE

- Monarch Receptacle is available as a freestanding or surface mounted piece. Must specify on order.
- The unit is constructed of aluminum with optional composite wood or sublimated decorative slats.
- Recyclable. 
- Hinged access door.
- Rigid, plastic liner included.



## FINISHES

- Frame: powder coated aluminum - standard RAL colors apply
- Side slats: available in powder coated aluminum, composite wood, or sublimation - standard colors apply.
- Visit [benchmarkcontractfurniture.com](http://benchmarkcontractfurniture.com) for color charts.

## MAINTENANCE

- Metal surfaces can be cleaned as needed using a soft cloth with warm water and a mild detergent. Avoid abrasive cleaners.

## NOMINAL DIMENSIONS


	STYLE	MODEL	DEPTH	WIDTH	HEIGHT	GALLON CAPACITY
Receptacle with Rain Guard		16801	21.5"	24.25"	38"	38
		16802	21.5"	24.25"	48.5"	38

## COMPOSITE WOOD LOOK OPTIONS


C-42, CAPE COD




C-23, AGED TEAK




C-24, JAVA




C-51, WALNUT



C-08, BURMA




C-14, SIAM



## SUBLIMATION OPTIONS

NATIONAL WALNUT



ASH



EUROPEAN CHERRY



MEDITERRANEAN CHERRY

