




WINDEMERE

LOUNGE CHAIR

Windemere is the all metal answer to the Ventura Lounge Collection. Windemere provides visual anchoring in a variety of settings. Windemere is manufactured in durable, all-welded powder coated aluminum with the option to add sublimation to the panels.



CHAIR

- Windemere is a surface mounted piece with bolt-down tabs. May also be freestanding (must specify on purchase order).
- Constructed of aluminum.
- Recyclable. 
- Slats allow for drainage.


FINISHES

- Frame and panels standard: powder coated aluminum-standard RAL colors apply.
- Panels: available via upgrade to sublimation.
- Visit benchmarkcontractfurniture.com for color charts.

MAINTENANCE

- Metal surfaces can be cleaned as needed using a soft cloth with warm water and a mild detergent. Avoid abrasive cleaners.

NOMINAL DIMENSIONS

STYLE	MODEL	DEPTH	WIDTH	HEIGHT	SEAT HEIGHT
	19840-MF3	30.5"	45"	30"	18"

Lounge Chair

SUBLIMATION OPTIONS

NATIONAL WALNUT



ASH



EUROPEAN CHERRY



MEDITERRANEAN CHERRY



WHITE OAK



WEATHERED TEAK




WINDEMERE LOVESEAT

Windemere is the all metal answer to the Ventura Lounge Collection. Windemere provides visual anchoring in a variety of settings. Windemere is manufactured in durable, all-welded powder coated aluminum with the option to add sublimation to the panels.



LOVESEAT

- Windemere is a surface mounted piece with bolt-down tabs. May also be freestanding (must specify on purchase order).
- Constructed of aluminum.
- Recyclable. 
- Slats allow for drainage.


FINISHES

- Frame and panels standard: powder coated aluminum-standard RAL colors apply.
- Panels: available via upgrade to sublimation.
- Visit benchmarkcontractfurniture.com for color charts.

MAINTENANCE

- Metal surfaces can be cleaned as needed using a soft cloth with warm water and a mild detergent. Avoid abrasive cleaners.

NOMINAL DIMENSIONS

	STYLE	MODEL	DEPTH	WIDTH	HEIGHT	SEAT HEIGHT
		19846-MF3	30.5"	75.5"	30"	18"

Loveseat

SUBLIMATION OPTIONS

NATIONAL WALNUT



ASH



EUROPEAN CHERRY



MEDITERRANEAN CHERRY



WHITE OAK




WEATHERED TEAK



Windemere is the all metal answer to the Ventura Lounge Collection. Windemere provides visual anchoring in a variety of settings. Windemere is manufactured in durable, all-welded powder coated aluminum with the option to add sublimation to the panels.



LOVESEAT

- Windemere is a surface mounted piece with bolt-down tabs. May also be freestanding (must specify on purchase order).
- Constructed of aluminum.
- Recyclable. 
- Slats allow for drainage.



FINISHES

- Frame and panels standard: powder coated aluminum-standard RAL colors apply.
- Panels: available via upgrade to sublimation.
- Visit benchmarkcontractfurniture.com for color charts.

MAINTENANCE


- Metal surfaces can be cleaned as needed using a soft cloth with warm water and a mild detergent. Avoid abrasive cleaners.

NOMINAL DIMENSIONS

	STYLE	MODEL	DEPTH	WIDTH	HEIGHT
Occasional Table		19851-MF3-3045	30.5"	45"	15.25"
		19851-MF3-2424	24"	24"	20"

SUBLIMATION OPTIONS


NATIONAL WALNUT



ASH




EUROPEAN CHERRY



MEDITERRANEAN CHERRY



WHITE OAK



WEATHERED TEAK

