

**Pricing is LIST. Contact your sales representative for discount.**

**BENCHMARK CONTRACT FURNITURE**

Style Application Size LIST Price

**Monarch** **Cluster Frame - Straight** Exterior Overall size: 60" x 30" x 35"H . 18"SH. 30" table height.  
17216 Two chair heads



Heavy duty welded tubular aluminum frame.  
Monarch Two Chair heads included (fixed). Upgrade to Monarch Reveal, Linear, Barrel chair heads for \$140 LIST per chair. Tabletop included - select from solid surface or standard aluminum options.  
Solid surface tops have 1" thick square eased edge.  
Bolt down application.  
Standard finishes:  
- Metal: Standard powder coat colors apply.  
- Solid Surface: Standard selections apply.  
  
\* Note: If table requires an umbrella hole it must be specified on order.  
\* Note: Custom finishes available - contact Benchmark for pricing.  
\* Note: Swivel seat option available - add \$112 LIST per seat - specify left or right.

TOP SIZE			
24" x 30"	<b>A. Fully powder coated with solid top</b>		\$3378
24" x 30"	<b>B. Fully powder coated with standard cut-out on top</b>		\$3658
24" x 30"	<b>C. Solid surface</b>		\$4463

**Monarch** **Cluster Frame - Curved** Exterior Overall size: 62" x 30" x 35"H . 18"SH. 30" table height.  
17217 Two chair heads





Heavy duty welded tubular aluminum frame.  
Monarch Two Chair heads included (fixed). Upgrade to Monarch Reveal, Linear, Barrel chair heads for \$140 LIST per chair. Tabletop included - select from solid surface or standard aluminum options.  
Solid surface tops have 1" thick square eased edge.  
Bolt down application.  
Standard finishes:  
- Metal: Standard powder coat colors apply.  
- Solid Surface: Standard selections apply.  
  
\* Note: If table requires an umbrella hole it must be specified on order.  
\* Note: Custom finishes available - contact Benchmark for pricing.  
\* Note: Swivel seat option available - add \$112 LIST per seat - specify left or right.

TOP SIZE			
30" Dia	<b>A. Fully powder coated with solid top</b>		\$3413
30" Dia	<b>B. Fully powder coated with standard cut-out on top</b>		\$3693
30" Dia	<b>C. Solid surface</b>		\$4554

**Pricing is LIST. Contact your sales representative for discount.**

**BENCHMARK CONTRACT FURNITURE**

Style	Application	Size	LIST Price
<b>Monarch</b> 17218	<b>Cluster Frame ADA - Straight</b> Three chair heads One wheelchair access	Exterior	Overall size: 72" x 48" x 35"H . 18"SH. 30" table height.
	<p>Heavy duty welded tubular aluminum frame. Monarch Two Chair heads included (fixed). Upgrade to Monarch Reveal, Linear, Barrel chair heads for \$140 LIST per chair. Tabletop included - select from solid surface or standard aluminum options. Solid surface tops have 1" thick square eased edge. Bolt down application. Standard finishes:</p> <ul style="list-style-type: none"> <li>- Metal: Standard powder coat colors apply.</li> <li>- Solid Surface: Standard selections apply.</li> </ul> <p>* Note: If table requires an umbrella hole it must be specified on order. * Note: Custom finishes available - contact Benchmark for pricing. * Note: Swivel seat option available - add \$112 LIST per seat - specify left or right.</p>		
		<b>TOP SIZE</b>	
		30" x 48"	<b>A. Fully powder coated with solid top</b> \$4183
		30" x 48"	<b>B. Fully powder coated with standard cut-out on top</b> \$4603
		30" x 48"	<b>C. Solid surface</b> \$5737

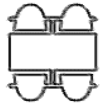
<b>Monarch</b> 17219	<b>Cluster Frame ADA - Curved</b> Three chair heads One wheelchair access	Exterior	Overall size: 75" x 62" x 35"H . 18"SH. 30" table height.
	<p>Heavy duty welded tubular aluminum frame. Monarch Two Chair heads included (fixed). Upgrade to Monarch Reveal, Linear, Barrel chair heads for \$140 LIST per chair. Tabletop included - select from solid surface or standard aluminum options. Solid surface tops have 1" thick square eased edge. Bolt down application. Standard finishes:</p> <ul style="list-style-type: none"> <li>- Metal: Standard powder coat colors apply.</li> <li>- Solid Surface: Standard selections apply.</li> </ul> <p>* Note: If table requires an umbrella hole it must be specified on order. * Note: Custom finishes available - contact Benchmark for pricing. * Note: Swivel seat option available - add \$112 LIST per seat - specify left or right.</p>		
		<b>TOP SIZE</b>	
		42" Dia	<b>A. Fully powder coated with solid top</b> \$4235
		42" Dia	<b>B. Fully powder coated with standard cut-out on top</b> \$4655
		42" Dia	<b>C. Solid surface</b> \$5852

**Pricing is LIST. Contact your sales representative for discount.**

**BENCHMARK CONTRACT FURNITURE**

Style Application Size LIST Price

**Monarch** **Cluster Frame - Straight** Exterior Overall size: 72" x 48" x 35"H . 18"SH. 30" table height.  
17220 Four chair heads



Heavy duty welded tubular aluminum frame.  
Monarch Two Chair heads included (fixed). Upgrade to Monarch Reveal, Linear, Barrel chair heads for \$140 LIST per chair. Tabletop included - select from solid surface or standard aluminum options. Solid surface tops have 1" thick square eased edge.  
Bolt down application.  
Standard finishes:  
- Metal: Standard powder coat colors apply.  
- Solid Surface: Standard selections apply.  
  
\* Note: If table requires an umbrella hole it must be specified on order.  
\* Note: Custom finishes available - contact Benchmark for pricing.  
\* Note: Swivel seat option available - add \$112 LIST per seat - specify left or right.

		TOP SIZE		
		30' x 48"	<b>A. Fully powder coated with solid top</b>	\$4725
		30"x 48"	<b>B. Fully powder coated with standard cut-out on top</b>	\$5285
		30"x 48"	<b>C. Solid surface</b>	\$6279

**Monarch** **Cluster Frame - Curved** Exterior Overall size: 36" Dia - 72" x 72" x 35"H . 18"SH. 30" table height.  
17221 Four chair heads Overall size: 42" Dia - 78" x 78" x 35"H . 18"SH. 30" table height.



Heavy duty welded tubular aluminum frame.  
Monarch Two Chair heads included (fixed). Upgrade to Monarch Reveal, Linear, Barrel chair heads for \$140 LIST per chair. Tabletop included - select from solid surface or standard aluminum options. Solid surface tops have 1" thick square eased edge.  
Bolt down application.  
Standard finishes:  
- Metal: Standard powder coat colors apply.  
- Solid Surface: Standard selections apply.  
  
\* Note: If table requires an umbrella hole it must be specified on order.  
\* Note: Custom finishes available - contact Benchmark for pricing.  
\* Note: Swivel seat option available - add \$112 LIST per seat - specify left or right.

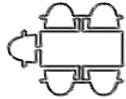
		TOP SIZE		
17221-36		36" Dia	<b>A. Fully powder coated with solid top</b>	\$4690
		36" Dia	<b>B. Fully powder coated with standard cut-out on top</b>	\$5250
		36" Dia	<b>C. Solid surface</b>	\$6339
17221-42		42" Dia	<b>A. Fully powder coated with solid top</b>	\$4900
		42" Dia	<b>B. Fully powder coated with standard cut-out on top</b>	\$5460
		42" Dia	<b>C. Solid surface</b>	\$6727

**Pricing is LIST. Contact your sales representative for discount.**

**BENCHMARK CONTRACT FURNITURE**

Style Application Size LIST Price

**Monarch** **Cluster Frame ADA - Straight** Exterior Overall size: 84" x 72" x 35"H . 18"SH. 30" table height.  
17222 Five chair heads  
One wheelchair access



Heavy duty welded tubular aluminum frame.  
Monarch Two Chair heads included (fixed). Upgrade to Monarch Reveal, Linear, Barrel chair heads for \$140 LIST per chair. Tabletop included - select from solid surface or standard aluminum options. Solid surface tops have 1" thick square eased edge.  
Bolt down application.  
Standard finishes:  
- Metal: Standard powder coat colors apply.  
- Solid Surface: Standard selections apply.  
  
\* Note: If table requires an umbrella hole it must be specified on order.  
\* Note: Custom finishes available - contact Benchmark for pricing.  
\* Note: Swivel seat option available - add \$112 LIST per seat - specify left or right.

**TOP SIZE**

30' x 60"	<b>A. Fully powder coated with solid top</b>	\$4970
30'x 60"	<b>B. Fully powder coated with standard cut-out on top</b>	\$5670
30'x 60"	<b>C. Solid surface</b>	\$7021

**Monarch** **Cluster Frame ADA - Curved** Exterior Overall size: 96" x 96" x 35"H . 18"SH. 30" table height.  
17223 Five chair heads  
One wheelchair access



Heavy duty welded tubular aluminum frame.  
Monarch Two Chair heads included (fixed). Upgrade to Monarch Reveal, Linear, Barrel chair heads for \$140 LIST per chair. Tabletop included - select from solid surface or standard aluminum options. Solid surface tops have 1" thick square eased edge.  
Bolt down application.  
Standard finishes:  
- Metal: Standard powder coat colors apply.  
- Solid Surface: Standard selections apply.  
  
\* Note: If table requires an umbrella hole it must be specified on order.  
\* Note: Custom finishes available - contact Benchmark for pricing.  
\* Note: Swivel seat option available - add \$112 LIST per seat - specify left or right.

**TOP SIZE**

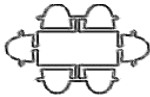
57" Dia	<b>A. Fully powder coated with solid top</b>	\$5075
57" Dia	<b>B. Fully powder coated with standard cut-out on top</b>	\$5775
57" Dia	<b>C. Solid surface</b>	\$9877

**Pricing is LIST. Contact your sales representative for discount.**

**BENCHMARK CONTRACT FURNITURE**

Style	Application	Size	LIST Price
-------	-------------	------	------------

<b>Monarch</b> 17224	<b>Cluster Frame - Straight</b> Six chair heads	Exterior	Overall size: 102" x 72" x 35"H . 18"SH. 30" table height.
-------------------------	--	----------	--



Heavy duty welded tubular aluminum frame.  
 Monarch Two Chair heads included (fixed). Upgrade to Monarch Reveal, Linear, Barrel chair heads for \$140 LIST per chair. Tabletop included - select from solid surface or standard aluminum options.  
 Solid surface tops have 1" thick square eased edge.  
 Bolt down application.  
 Standard finishes:  
 - Metal: Standard powder coat colors apply.  
 - Solid Surface: Standard selections apply.

\* Note: If table requires an umbrella hole it must be specified on order.  
 \* Note: Custom finishes available - contact Benchmark for pricing.  
 \* Note: Swivel seat option available - add \$112 LIST per seat - specify left or right.

**TOP SIZE**

30" x 60"	<b>A. Fully powder coated with solid top</b>	\$5985
30" x 60"	<b>B. Fully powder coated with standard cut-out on top</b>	\$6825
30" x 60"	<b>C. Solid surface</b>	\$8036

<b>Monarch</b> 17225	<b>Cluster Frame - Curved</b> Six chair heads	Exterior	Overall size: 48" Dia - 87" x 87" x 35"H . 18"SH. 30" table height. Overall size: 57" Dia - 96" x 96" x 35"H . 18"SH. 30" table height.
-------------------------	--	----------	--



Heavy duty welded tubular aluminum frame.  
 Monarch Two Chair heads included (fixed). Upgrade to Monarch Reveal, Linear, Barrel chair heads for \$140 LIST per chair. Tabletop included - select from solid surface or standard aluminum options.  
 Solid surface tops have 1" thick square eased edge.  
 Bolt down application.  
 Standard finishes:  
 - Metal: Standard powder coat colors apply.  
 - Solid Surface: Standard selections apply.

\* Note: If table requires an umbrella hole it must be specified on order.  
 \* Note: Custom finishes available - contact Benchmark for pricing.  
 \* Note: Swivel seat option available - add \$112 LIST per seat - specify left or right.

**TOP SIZE**

17225-48	48" Dia	<b>A. Fully powder coated with solid top</b>	\$5775
	48" Dia	<b>B. Fully powder coated with standard cut-out on top</b>	\$6615
	48" Dia	<b>C. Solid surface</b>	\$8082
17225-57	57" Dia	<b>A. Fully powder coated with solid top</b>	\$6283
	57" Dia	<b>B. Fully powder coated with standard cut-out on top</b>	\$7123
	57" Dia	<b>C. Solid surface</b>	\$9086